



Shown actual size: Pico wireless remote, 3-button with raise/lower in White (WH)

Product family features

- Wireless master control from any location
- **Requires compatible receiving device** (sold separately)
- Available in a variety of colors and button configurations with predetermined button labeling (4-button zone and scene remotes available with custom labeling)
- Nightlight models offer a continuously soft-glowing LED that allows the remote to be easily located in the dark
- Control a single light/shade, group of lights/shades, plug load, or audio system
- Can be wall-mounted, mounted on a tabletop pedestal, kept on a car visor clip, or used as a handheld control; adhesive-mount for standalone wall mounting included with Pico wireless remote; all other mounting accessories sold separately (see p. 192)
- Simple to install in single- or multi-gang applications with Claro or Pico wallplates
- Battery included; 10-year battery life (3-year battery life with nightlight model)
- Communicates via Lutron Clear Connect radio frequency (RF) technology to other wireless devices, including: Maestro Wireless (see pp. 22 and 136), GRAFIK T (see p. 94), PowPak plug-in (see p. 138), Caséta Wireless (see pp. 144 and 154), Vive Maestro Wireless (see p. 164), Vive PowPak (see pp. 174 and 178), Vive wireless receptacles (see p. 180), and Serena battery-powered shades (see p. 216)
- RF range of 60 ft (18 m) line-of-sight, 30 ft (9 m) through walls and floors to other compatible RF devices
- Operates at 434 MHz frequency

Available finishes

Use **BOLD** color code in model number (Example: PJ2-3BRL-G**WH**-L01)

Gloss

(available for most button configurations)



WH
White



WG
White/Gray



IV
Ivory



LA
Light Almond



BL
Black

White color palette in all models



2-button



2-button
with raise/lower



2-button
with nightlight



3-button



3-button
with raise/lower



3-button
with raise/lower
with nightlight



4-button

Pedestal Gloss



WH
White




BL
Black

Mounting options

Single pedestal for tabletops

(L-PED1-)



Dual pedestal for tabletops

(L-PED2-)




Triple pedestal for tabletops

(L-PED3-)



Quad pedestal for tabletops

(L-PED4-)

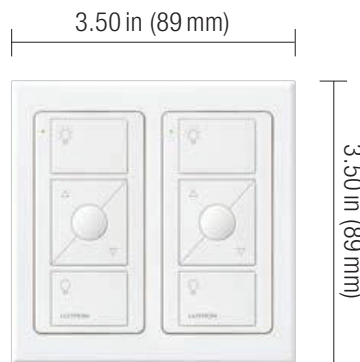


Wall mount

(no wallbox required)



Pico wireless remote mounted inside a 1-gang Claro wallplate in White (CW-1-WH), with wallbox adapter (PICO-WBX-ADAPT)



Pico wireless remotes mounted inside a Pico double wallplate in Arctic White (LPFP-S2-TAW)

Car visor clip

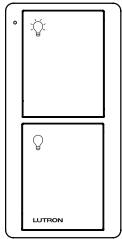
(PICO-CAR-CLIP)



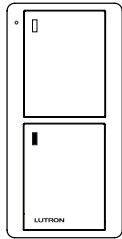
Labeling options with model number labeling codes

Button Marking Codes:

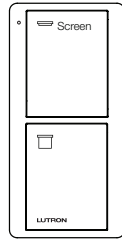
2-button



Light
(L01)

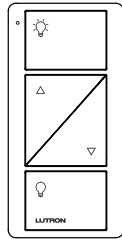


Appliance
(L02)

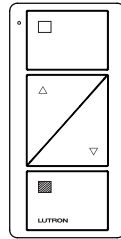


Screen
(S08)

2-button with raise/lower

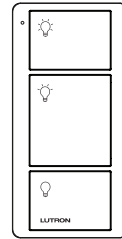


Light
(L01)



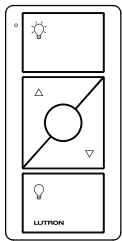
Shade
(S01)

3-button

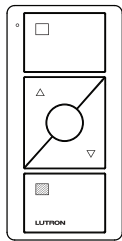


Light
(L01)

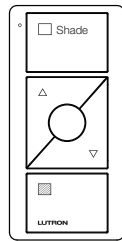
3-button with raise/lower



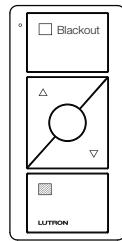
Light
(L01)



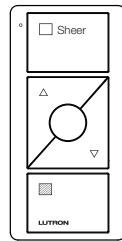
Shade
(icons)
(S01)



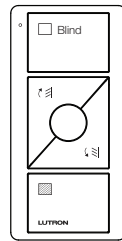
Shade
(text)
(S02)



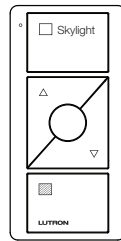
Blackout
(S03)



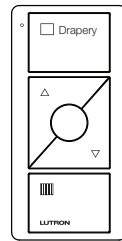
Sheer
(S04)



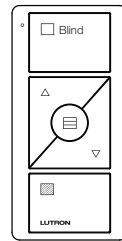
Blind
(S05)



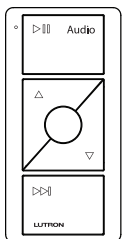
Skylight
(S06)



Drapery
(S07)



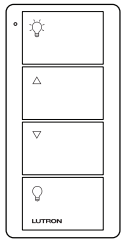
Horizontal
Sheer Blind
(S09)



Audio
(A02)

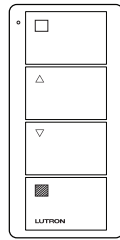
Labeling options with model number labeling codes

4-button zone controls



- < **ON button**
Lights brighten to full intensity
- < **Raise button**
Lights increase in intensity
- < **Lower button**
Lights decrease in intensity
- < **OFF button**
Lights dim to off

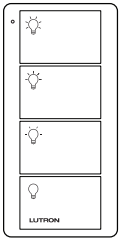
Lights
(L01)



- < **OPEN button**
Shades open fully
- < **Raise button**
Shades open gradually
- < **Lower button**
Shades close gradually
- < **CLOSE button**
Shades close fully

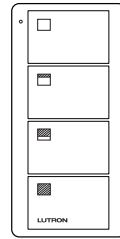
Shades
(S01)

4-button scene controls



- < **3-scene buttons**
Tap once: Sends device to preset levels. Press and hold for 8 seconds: Saves new preset level or position
- < **OFF button**
Lights dim to off

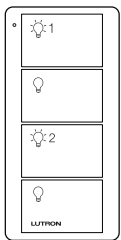
Lights
(L31)



- < **OPEN button**
Shades open fully
- < **2-scene buttons**
Tap once: Sends device to preset levels. Press and hold for 6 seconds: Save new preset level or position
- < **CLOSE button**
Shades close fully

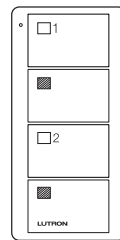
Shades
(S31)

4-button 2-group controls



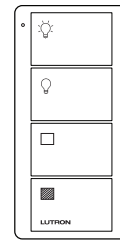
- < **ON button #1**
Lights brighten to full intensity
- < **OFF button #1**
Lights dim to off
- < **ON button #2**
Lights brighten to full intensity
- < **OFF button #2**
Lights dim to off

Lights
(L21)



- < **OPEN button #1**
Shades open fully
- < **CLOSE button #1**
Shades close fully
- < **OPEN button #2**
Shades open fully
- < **CLOSE button #2**
Shades close fully

Shades
(S21)



- < **ON button**
Lights brighten to full intensity
- < **OFF button**
Lights dim to off
- < **OPEN button**
Shades open fully
- < **CLOSE button**
Shades close fully

Lights/Shades
(LS21)

2-button wireless remotes



- On/off (open/close)
- Light icon or screen text labeling
- Available with nightlight

2-button with raise/lower wireless remotes



- On/off (open/close) and raise/lower
- Light or shade icon labeling

Pico wireless remotes

2-button

Light icon	PJ2-2B-G XX ¹ -L01
Appliance icon	PJ2-2B-G XX ¹ -L02
Screen text	PJ2-2B-G XX ¹ -S08

Pico wireless remotes

2-button with raise/lower

Light icon	PJ2-2BRL-G XX ¹ -L01
Shade icon	PJ2-2BRL-G XX ¹ -S01

Pico wireless remote with nightlight

2-button

Light icon	PJN-2B-G XX ¹ -L01
------------	--------------------------------------

XX¹: Gloss color codes, see p. 185

3-button wireless remotes



- On/off and preset button
- Light icon labeling

Pico wireless remote

3-button

Light icon	PJ2-3B- XX ¹ -L01
------------	-------------------------------------

3-button with raise/lower wireless remotes



- On/off (open/close), raise/lower, and preset button
- Light or shade icon labeling
- Shade text labeling
- Available with nightlight

Pico wireless remotes

3-button with raise/lower

Light icon	PJ2-3BRL-G XX ¹ -L01
Shade icon	PJ2-3BRL-G XX ¹ -S01
Shade text	PJ2-3BRL-G XX ¹ -S02
Blackout text	PJ2-3BRL-G XX ¹ -S03
Sheer text	PJ2-3BRL-G XX ¹ -S04
Blind text	PJ2-3BRL-G XX ¹ -S05
Skylight text	PJ2-3BRL-G XX ¹ -S06
Drapery text	PJ2-3BRL-G XX ¹ -S07
Horizontal sheer blind text	PJ2-3BRL-G XX ¹ -S09
Audio text	PJ2-3BRL-G XX ² -A02

Caséta Wireless Pico wireless remote

3-button with raise/lower

Light icon	PJ2-3BRL- XX ³ -L01R
------------	--

3-button with raise/lower with wallplate and wallbox adapter

Light icon	PJ2-WALL-WH-L01
------------	-----------------

Pico wireless remote with nightlight

3-button with raise/lower

Light icon	PJN-3BRL-G XX ¹ -L01
------------	--

XX¹: Available in Gloss colors, see p. 185
XX²: Available in Gloss White (WH) and Black (BL)
XX³: Available in Gloss White (WH) and Light Almond (LA)

4-button scene wireless remotes



- Light model offers 3 scenes and off
- Shade model offers 2 scenes and open/close
- Light or shade icon labeling
- Custom labeling available

4-button 2-group wireless remotes



- On/off (open/close) for two groups of lights/shades
- Light, shade, or light/shade icon labeling

Pico wireless remotes

4-button scene

Light icon	PJ2-4B-G XX ¹ -L31
Light custom	PJ2-4B-G XX ¹ -EL2
Shade icon	PJ2-4B-G XX ¹ -S31
Shade custom	PJ2-4B-G XX ¹ -ES2

Caséta Wireless Pico wireless remote PRO

4-button scene (3-scene control)

Light icon	PJ2-4B- XX ¹ -L31P
------------	--------------------------------------

Pico wireless remotes

4-button 2-group

Light icon	PJ2-4B-G XX ¹ -L21
Shade icon	PJ2-4B-G XX ¹ -S21
Light/shade icon	PJ2-4B-G XX ¹ -LS21

Caséta Wireless Pico wireless remote PRO

4-button 2-group (switch control)

Light icon	PJ2-4B- XX ¹ -L21P
------------	--------------------------------------

XX¹: Available in Gloss White (WH), Black (BL), Ivory (IV), and Light Almond (LA)

4-button zone wireless remotes



- On/off and raise/lower
- Light or shade icon labeling
- Custom labeling available

Pico wireless remotes

4-button zone

Light icon	PJ2-4B-G XX ¹ -L01
Light custom	PJ2-4B-G XX ¹ -EL1
Shade icon	PJ2-4B-G XX ¹ -S01
Shade custom	PJ2-4B-G XX ¹ -ES1

Caséta Wireless Pico wireless remote PRO

4-button zone (dimming control)

Light icon	PJ2-4B- XX ¹ -L01P
------------	--

- ~~XX~~¹**: Available in Gloss White (WH), Black (BL), Ivory (IV), and Light Almond (LA)
- ~~XXX~~²**: Available in Matte Arctic White (TAW), and Black (TBL)
- ~~XX~~³**: Available in Bright Chrome (BC), Satin Nickel (SN), and Satin Brass (SB)
- ~~XXX~~⁴**: Available in Green Glass (GWH) and Clear Glass (CWH)
- ~~XX~~⁵**: Available in Gloss White (WH) and Black (BL)

Accessories

Screw-mount kit

Mounting kit	PICO-SM-KIT
--------------	-------------

Kit recommended for standalone mounting; includes screws to be used for permanent mounting and/or mounting to non-smooth surfaces.

Wallbox adapter

Adapter	PICO-WBX-ADAPT
---------	----------------

Adapter allows the Pico wireless remote to be installed over an existing wallbox.

Adapter to be used with Claro wallplates.

Pico wallplates

Single wallplate	LPFP-S1- XXX ²
	LPFP-S1- XX ³
Double wallplate	LFGP-S1- XXX ⁴
	LPFP-S2- XXX ²
	LPFP-S2- XX ³
	LFGP-S2- XXX ⁴

Pico wallplates are designed to provide a clean architectural look. Pico wireless remotes mount flush with the wallplate. Wallplates include wallbox adapter.

Arctic White and Glass finish wallplates include white plastic trim adapter visible from side.

Black and Metal finish wallplates include black plastic trim adapter, visible from side.

Tabletop pedestals

Single pedestal	L-PED1- XX ⁵
Dual pedestal	L-PED2- XX ⁵
Triple pedestal	L-PED3- XX ⁵
Quad pedestal	L-PED4- XX ⁵

Car visor clip

Clip	PICO-CAR-CLIP
------	---------------