

SR-WM-PPV-2U | SR-WM-PPV-4U | SR-WM-PPV-6U

Vertical Wall-Mount Patch Panel Racks



Package Contents

- 1 × Vertical Wall-Mount Patch Panel Rack
- 1 × Mounting Template
- 5 × 8×63mm Lag Bolts
- 5 × 8.4×16×2mm Lag Bolt Washers
- 5 × Concrete Anchor
- 26 × #10-32 Rack Screws w/ Washers
- 4 × Hook and Loop Strips

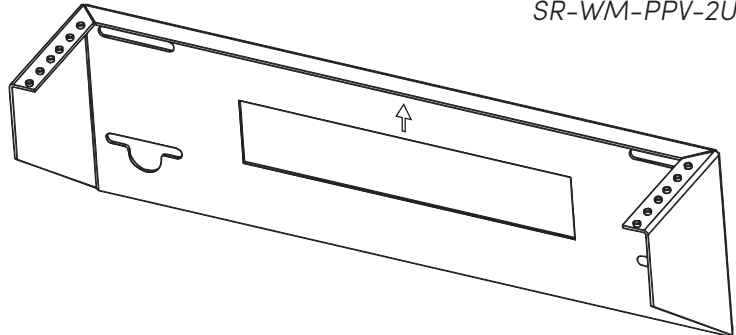
Key Features

- Stores and organizes EIA-standard 19" rack equipment
- Maximum Weight Capacity 200lbs
- Rear cutout for cable access


Tools Required for Installation

- Power Drill
- 3/32" drill bit
- 1/2" (13mm) wrench
- level
- stud finder
- Phillips screwdriver

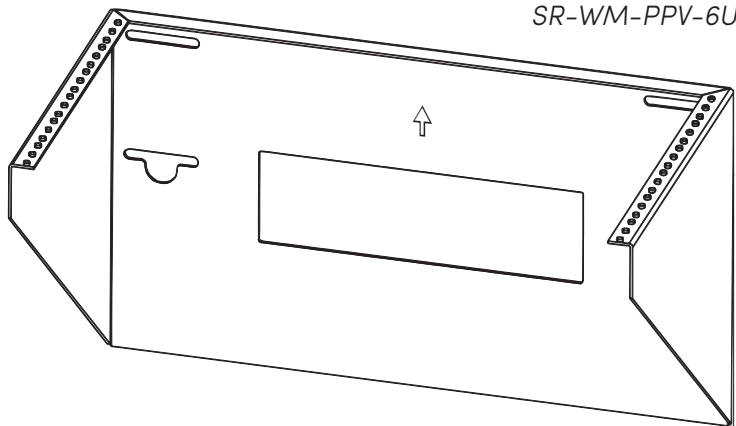
SR-WM-PPV-2U



SR-WM-PPV-4U



SR-WM-PPV-6U

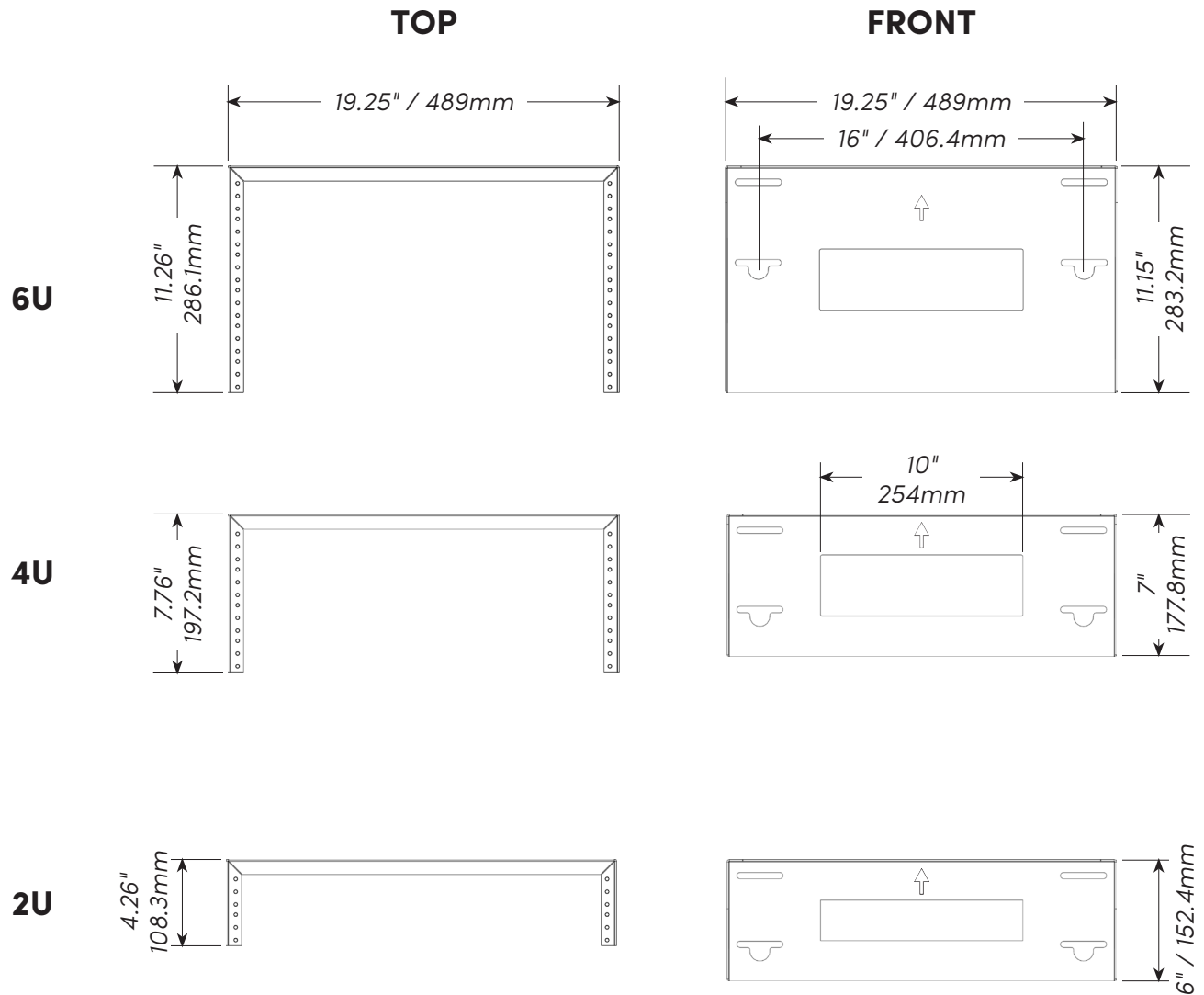


Installation

1. This product is designed to mount on a wood or sheetrock wall.
2. Locate the studs in the wall to be used for mounting.
3. Place the cutout template in the desired position. Ensure it is level.
4. Drill pilot holes for your lag bolts using a 3/32" drill bit. If desired, use a drywall saw to remove the cable access cutout.
5. Screw the lag bolts with washers into the wall until roughly 1/4" of the bolt is still exposed.
6. Hang the rack on the lag bolts. Ensure the arrow in the center points up.
7. Position the rack to the left or right for your desired alignment. Tighten the lag bolts.
8. Use the provided #10-32 rack screws to mount your equipment.
9. Use provided hook and loop strips as needed for cable management.



Dimensions



Technical Support

For chat and telephone, visit <https://tech.control4.com/s/contactsupport> • Email: TechSupport@SnapOne.com
 Visit tech.control4.com/technician for discussions, instructional videos, news, and more.

Warranty and Legal Notices

Find details of the product's Limited Warranty and other resources such as regulatory notices and patent and safety information, at snapone.com/legal or request a paper copy from Customer Service at 866.424.4489.

Copyright ©2021, Snap One, LLC. All rights reserved. Snap One and its respective logos are registered trademarks or trademarks of Snap One, LLC (formerly known as Wirepath Home Systems, LLC), in the United States and/or other countries. Control4 and Strong are also registered trademarks or trademarks of Snap One, LLC. Other names and brands may be claimed as the property of their respective owners. Snap One makes no claim that the information contained herein covers all installation scenarios and contingencies, or product use risks. Information within this specification subject to change without notice.

